

10-16-2015

Leveraging LMS Integration with LibGuides

Chris Bishop

Marian University - Indianapolis

Edward Mandity

Marian University - Indianapolis, emandity@marian.edu

Follow this and additional works at: http://mushare.marian.edu/ls_pubs



Part of the [Library and Information Science Commons](#)

Recommended Citation

Bishop, Chris and Mandity, Edward, "Leveraging LMS Integration with LibGuides" (2015). *Library Staff Professional Publications and Scholarship*. 4.

http://mushare.marian.edu/ls_pubs/4

This Poster is brought to you for free and open access by the Hackelmeier Memorial Library at MUShare. It has been accepted for inclusion in Library Staff Professional Publications and Scholarship by an authorized administrator of MUShare. For more information, please contact rhuisman@marian.edu.

Leveraging LMS Integration with LibGuides

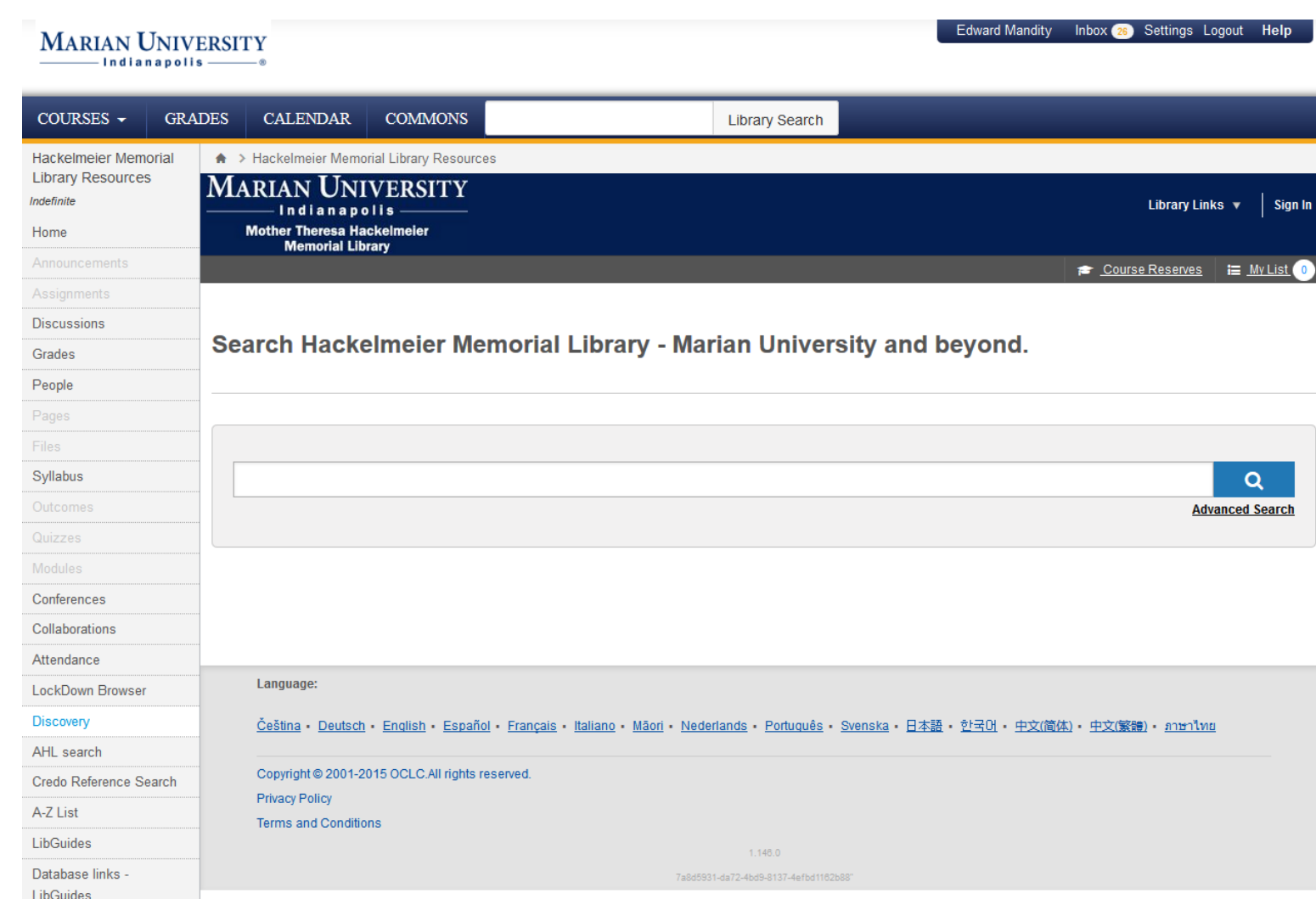
Edward Mandity, Chris Bishop

Mother Theresa Hackelmeier Memorial Library, Marian University Indianapolis

Introduction

In Spring 2015 library staff decided to experiment with integrating library content within its LMS, Canvas by Instructure. As faculty migrate their content to the platform, having library content discoverable is a convenient way to encourage library experimentation and LMS buy-in.

The purpose was to better streamline access to library content, specifically our new discovery layer, directly to students in their online learning space. The initial obstacles concerned just how to embed active content directly within Canvas, with the solution being to use an intermediary widget functionality located within Springshare's LibGuides platform.



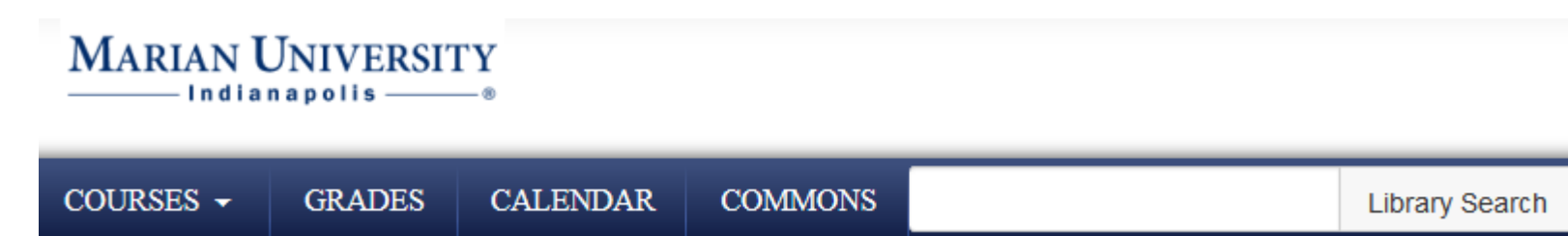
Workflow

LibGuide content is best displayed within Canvas in two stages. Content is first prepared via its *widgets tool* function. The scope of content for import can vary greatly, but entire guides, guide pages, or even content boxes are configurable for display.

Configuration involves selecting the desired content for creation, specifically generating a URL *Embed Type* from the widget tool.

After creation of this URL, stage two the process involves installing the *Redirect Tool* App from within Canvas. Once installed within a course, the app adds navigational items to a course via the URL generated within LibGuides.

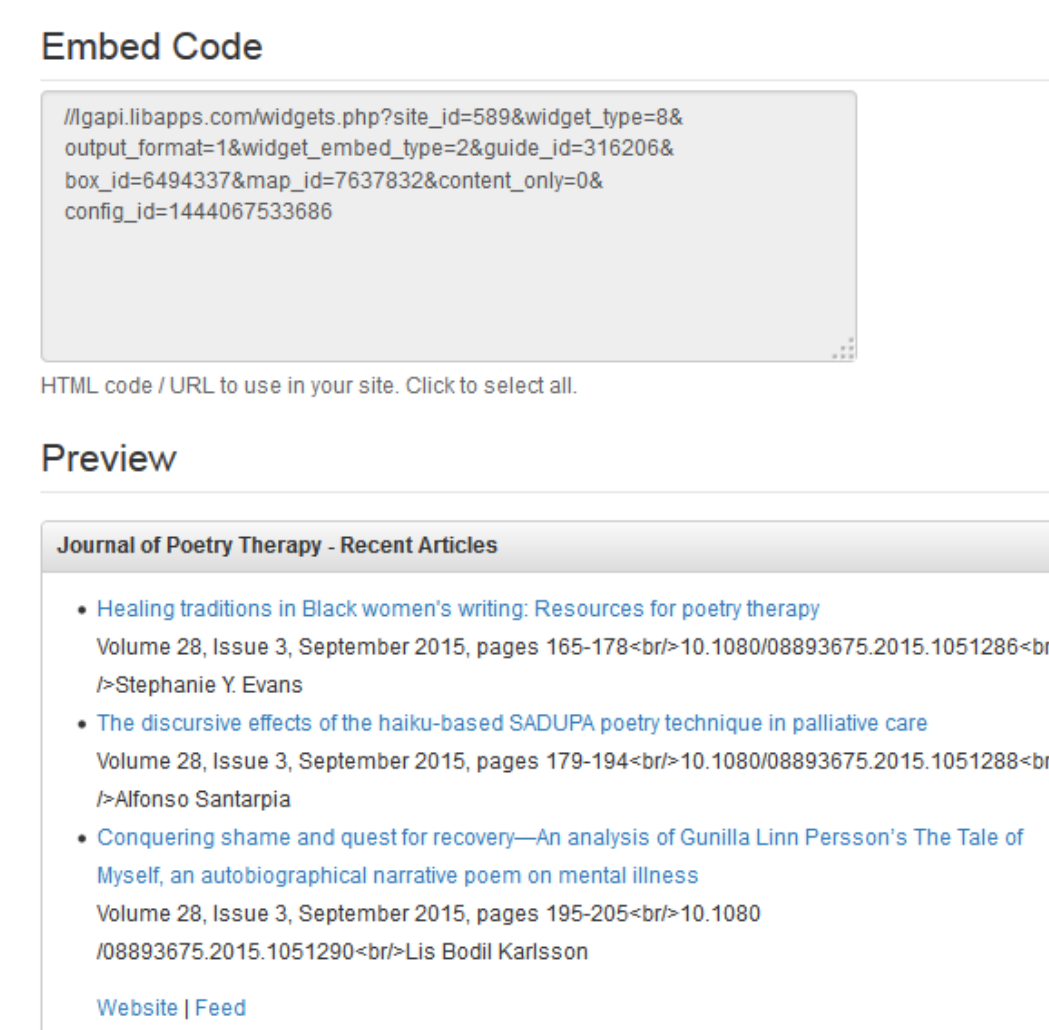
After the app is created, the final step is to simply refresh the page for the navigational item to be displayed. Canvas editors can then modify page settings to adjust where the item can be displayed on the navigational page.



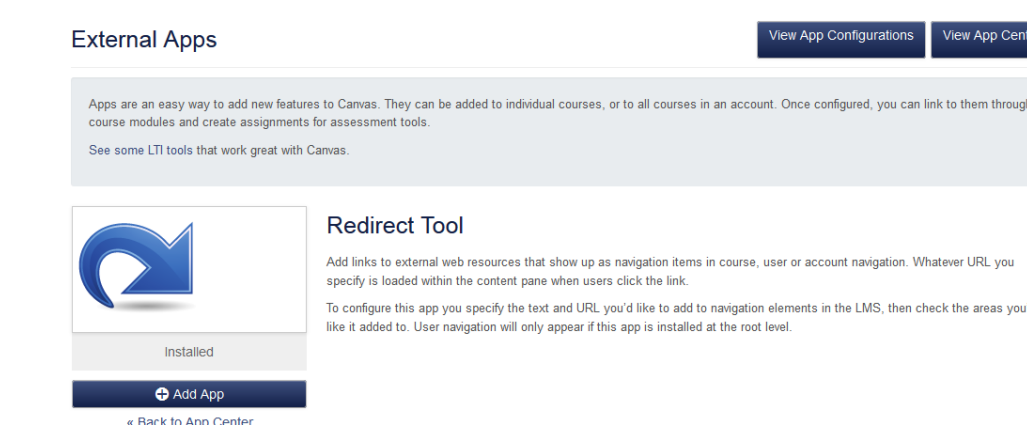
Above is a search box added to the common horizontal navigation for all Canvas users. A serendipitous discovery.

To the left is the widget creation for a specific Guide and box within LibGuides

Below is the embed code and preview display for insertion into Canvas.



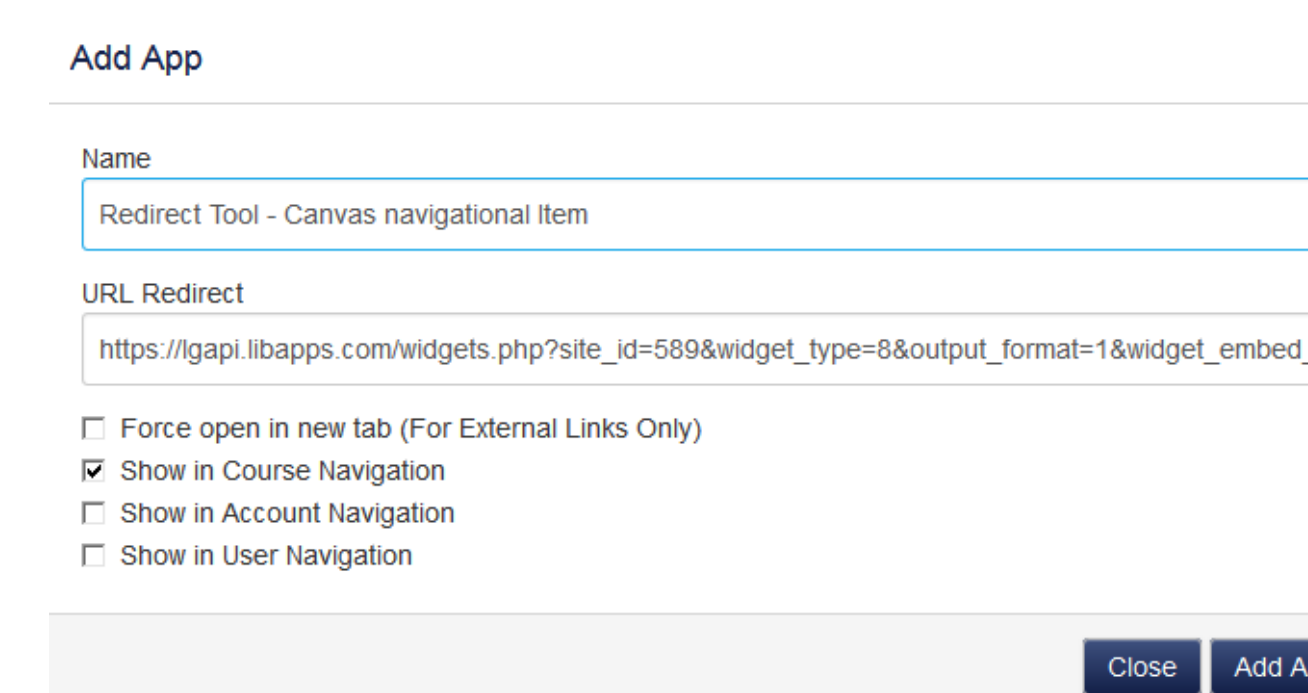
Workflow, cont.



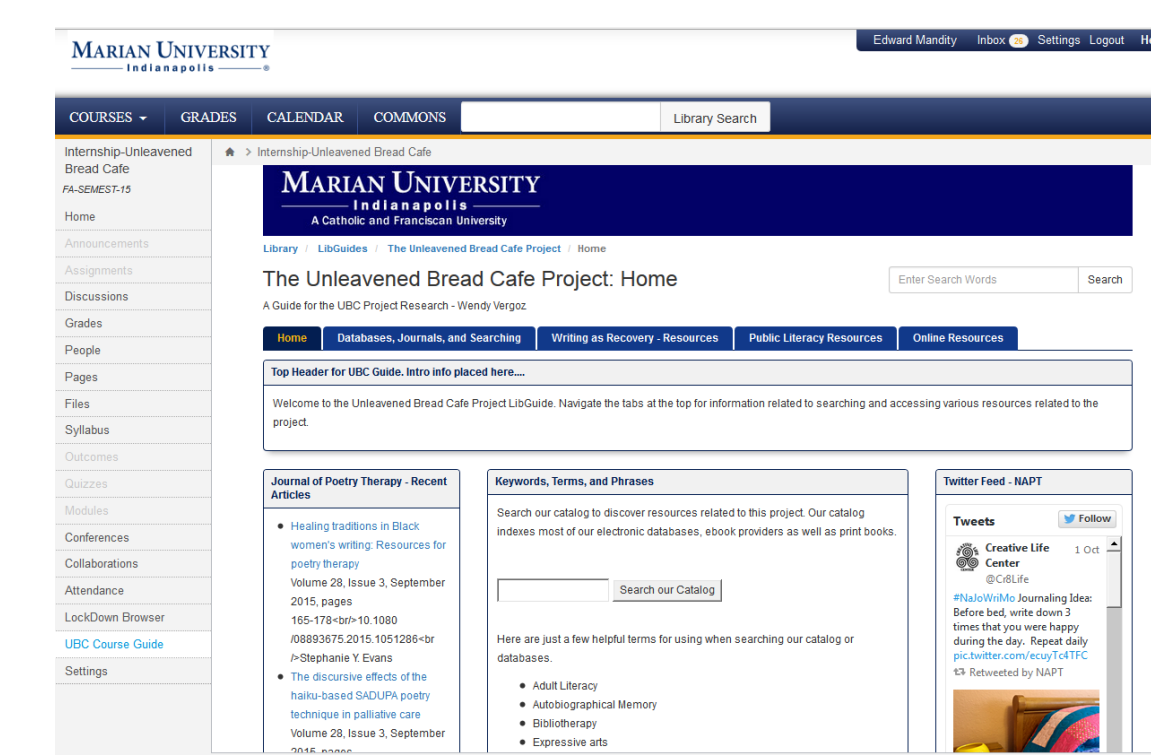
Once the LibGuide URL is generated, it is easily added via the Redirect Tool.

Using the installed Redirect Tool is easy, but can be confusing. Simply click on the Add App button once installed.

Name your navigational item.



Make sure the navigational item category is selected for display. Click AddApp.



Once added, refresh the page and your navigational item will be displayed. Click settings to reorder navigational items.

Caveats to Consider

- Not everything that can be displayed in LibGuides can necessarily be displayed in Canvas. LibGuides does not process Javascript-based content.
- Content boxes with overly complicated scripts will display a blank page within the LMS.
- Proxied content. Content from items like Films on Demand will display certificate errors when attempting to access from within Canvas from an off-campus location.
- RSS feeds (proxied or unproxied) fail to display within Canvas.
- No Google Analytics for the top, horizontal search box (coming soon!)

Analytics: Google Analytics – Referring URLs

Source	Acquisition		Behavior		Conversions	
	Sessions	% New Sessions	New Users	Bounce Rate	Pages / Session	Avg. Session Duration
1. marian.instructure.com	68	91.18%	62	76.47%	1.59	00:01:00

Embedded search box within Canvas

Source	Acquisition		Behavior		Conversions	
	Sessions	% New Sessions	New Users	Bounce Rate	Pages / Session	Avg. Session Duration
1. libguides.marian.edu	209	74.64%	156	24.88%	3.87	00:03:26

Direct links from LibGuides – no Canvas

Source	Acquisition		Behavior		Conversions	
	Sessions	% New Sessions	New Users	Bounce Rate	Pages / Session	Avg. Session Duration
1. libguides.marian.edu	12	50.00%	6	50.00%	00:03:48	0.00%

Permalinks in LibGuides within Canvas

Source	Acquisition		Behavior		Conversions	
	Sessions	% New Sessions	New Users	Bounce Rate	Pages / Session	Avg. Session Duration
1. jpkn.org	63	69.51%	57	32.50%	3.70	00:05:09

Searches from Embedded search in LibGuides (no canvas), top, and guide on the side tutorial.

Canvas Stats

ENG 101 D&F – 36 total views among 16 total students from 2 sections.

UBC Internship – 2 total views, among 2 students within the summer course.

Nursing 400 Research – 177 views, among 22 students from 2 sections.

Background

- Getting faculty to adopt widespread use of library items within Canvas involves the use of LibGuides.
- After experimenting with basic integrative functionality, consultations with a few key users of specific guides proved useful in demonstrating practicality and usefulness to the campus as a whole.
- Faculty buy-in comes mainly from selected faculty in Health Sciences (Nursing) and Liberal Arts Departments (English).
- Library staff would undertake responsibility for adding content within LibGuides and Canvas.
- All that was required of the faculty member was to add library staff as course contributor to the Canvas workspace.
- As far as extent of content added, much of the addition to the LMS involved adding entire guides rather than focused content boxes within certain guides.

Conclusions

Content can be linked directly from LibGuides within Canvas. Not only that, but data can be collected, though drilling down to the specific sources can be difficult using Google Analytics. More experimentation will be required, especially with a larger sample of faculty allowing us to use their online course spaces. But with the new addition of the LTI Tool, course integration of library resources looks very promising.

